



PRAKASH WOOLLEN & SYNTHETIC MILLS LTD.

Manufacturers, Exporters & Importers of High Class Mink Blankets

Regd. Office & Works :
18th KM Stone, Delhi Moradabad Road, NH-24, Vill. Amhera, P. O. Chaudherpur, Distt. Amroha - 244 102 U.P.
CIN: L17291UP1979PLC004804 • Tel:0591- 2223008, 2223018 • Fax : 0591-2223009

H. O. & Mailing Address :
430, Civil Lines, Kanth Road, Moradabad - 244001 U.P. (India) • Mob. : 9837007288
E-mail : info@prakashwoollen.com • Website: www.prakashwoollen.com

PWM/ 1339/2015-2016
Date: 9th November, 2015

To,
Dy. General Manager (Listing)
Department of Corporate Relationship
Bombay Stock Exchange Limited
25 P. J. Towers, Dalal Street
Mumbai -400 001

Scrip Code: 531437
Scrip ID: PWASML

Sub: Newspapers cutting of Unaudited Financial Results published for the quarter ended on 30.09.2015

Dear Sir,

This is with reference to our notice dated 28.10.2015 for board meeting held on 07.11.2015. The Board has approved the Unaudited Financial Results for the quarter ended on 30.09.2015

Please find enclosed 3 copies of newspapers cutting of Un-audited Financial Results published in two daily newspapers.


The details of newspapers are as follows:

1. Hindustan (Hindi edition) dated 09.11.2015, Moradabad
2. The Pioneer (English edition) dated 09.11.2015, New Delhi

This is for your information and record, please.

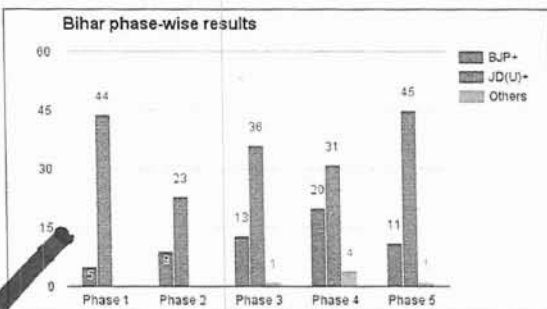
With Regards,

For **Prakash Woollen & Synthetic Mills Limited**


Shivangi Agarwal
Company Secretary cum Compliance Officer

Encl.: as above

BIG LOSERS



Many big leaders bite the dust

FAIZAN AHMAD ■ PATNA

Many senior politicians bit the dust in Bihar Assembly polls including Speaker of the outgoing Assembly Uday Narayan Chaudhary who was defeated from Imamganj by former CM and IAM founder Jitan Ram Manjhi. But Manjhi who had also contested from his sitting seat Mahdoostpur, was defeated there by Subedar Das.

Criticising Chaudhary, Manjhi had declared that he was going to defeat the Ravana in Imamganj. This constituency in Gaya district is the only seat that went in the kitty of IAM.

Another important loser is senior Minister Ramai Ram who was defeated from Bochaha by an independent Babu Kumar. Former Minister and IAM candidate Shahid Ali Khan lost Sursand seat and state BJP President Pashupati Kumar Paras from Alauli.

LIP chief Ram Vilas Paswan's nephew Prince Raj failed in his debut poll from Kalyanpur. Manjhi's son Santosh Kumar Suma was defeated in Kutumba by Rajesh Kumar.

Another former Minister and Manjhi loyalist Nitesh Mishra, who is son of former CM Jagannath Mishra, lost from Jhanjharpur. Mishra had been fielded by the BJP. Another Manjhi follower Gyanendra Kumar Singh Gyanu who too was fielded by the BJP however won from Barh.

In the neighbouring Madhama constituency Jitan Anant Kumar Singh contested as Independent also won. Singh had been expelled from the JD(U) and contested polls from behind the bar. He defeated JD(U) spokesman Neeraj Kumar.

The match tailed about All India Majlis-e-Mtleedhul Muslimmen utterly failed to make its presence felt in Secemanchal region. The party of

Asaduddin Owaidi had fielded six candidates. Akhtarul Islam, a former MLA, and Owaidi's pointman, lost from Kochadhaman, BJP's both Muslim candidates, including sitting MLA Saba Zafar from Amour were also defeated. All the candidates of Paspa Yadav's Jana Adhikar Party lost. The NCP also failed to open account.

The surprising defeat was seen in Ghosi constituency from where sitting MLA and Manjhi loyalist Rahul Sharma lost. This seat had been stronghold of former MP English Sharma, Rahul's father, and during the past three decades only his family members had been winning this seat.

Among the prominent winners include Lalu Prasad's both sons Tej Pratap from Mahua and Tejashwari Yadav from Raighapur. RJD's Abdul Bari Siddiqui (Ainagar), state RJD chief Ram Chandra Purbe (Parihar), Sadanand Singh of Congress from

Kahalgau, Ministers Shrawan Kumar (Nalanda), Vijay Chaudhary (Sarai Rajman), Bijiendar Prasad Yadav (Supaul), Shyam Rajak (Phulwar). Almost all the Ministers in Nitesh cabinet emerged victorious. Dadan Pehalwan, who joined JD(U) on the eve of polls also won from Buxar. BJP's Nand Kishore Yadav won from Patna Sahib. The BJP succeeded in retaining its seats Bankipur and Kumhar in Patna.

Lalu's two men Friday Bhola Yadav and Shikhar Yadav won from Bahadurpur and Hilsa respectively. Former Minister Ilyas Husain, who was involved in bitumen scam, also won from Dehri.

Almost all the kin of the leaders of RJD and JD(U) won the election as against the wards of BJP, LIP and IAM leaders. The CPI(M) which could not open its account in 2010 election won two seats.

PRAKASH WOOLLEN & SYNTHETIC MILLS LIMITED

(Formerly known as Prakash Woollen Mills Limited)
Regd. Office: 180M Stone, Dohi, Mozadad Road, NH-24, Village Amraha, Dist. J.P. Naga-244 102 U.P.
Phones: 0591-222306/18, Fax-0591-2223009.
CIN-L17113UP1979PLC064804, Email: info@prakashwoollen.com, website: prakashwoollen.com

UNAUDITED FINANCIAL RESULTS FOR THE QUARTER ENDED 30-09-2015 (Rs. in lakhs)

Particulars	3 Months ended 30-09-15 (Unaudited)	Preceding 3 months ended 30-06-15 (Unaudited)	Corresponding 3 months ended 30-09-14 in the previous year (Unaudited)	Year to date figures for current period ended 30-09-15 (Unaudited)	Year to date figures for corresponding period ended 30-09-14 (Unaudited)	Previous year ended 31-03-2015 (Audited)
1. Income from Operations	2137.11	1663.09	2478.87	3800.20	4124.54	8818.36
(a) Net Sales Income from Operations (Net of Excise Duty)	2137.11	1663.09	2478.87	3800.20	4124.54	8818.36
(b) Other Operating Income	-	-	-	-	-	-
Total Income from Operations (Just)	2137.11	1663.09	2478.87	3800.20	4124.54	8818.36
2. Expenses	1624.69	1390.01	1364.51	2022.70	2808.13	5647.39
(a) Cost of materials consumed	3.15	2.92	2.38	6.08	8.76	70.55
(b) Purchases of stock-in-trade	-	-	-	-	-	-
(c) Changes in inventories of finished goods, work-in-progress and stock-in-trade	(235.56)	(307.85)	58.91	(633.40)	251.49	556.79
(d) Employees' benefits	117.67	95.26	72.86	212.53	140.29	305.80
(e) Depreciation and amortisation expense	109.40	96.11	82.55	208.51	184.33	360.79
(f) Other expenses	451.88	378.87	276.14	780.55	596.79	1382.51
Total Expenses	2021.06	1676.32	2387.16	3597.37	3866.79	8323.72
3. Profit/(Loss) from Operations before Other Income, Finance costs & Exceptional Items (1)	516.06	86.77	91.71	202.83	155.75	494.64
Other income	6.55	6.24	7.81	12.79	13.21	27.68
4. Profit/(Loss) from ordinary activities before finance costs and exceptional items (2)	522.61	93.01	99.52	215.62	169.96	522.30
Finance Costs	(37.66)	(49.12)	(10.82)	(86.78)	(49.35)	(167.15)
5. Profit/(Loss) from ordinary activities after finance costs but before Exceptional Items (3)	484.95	43.89	88.70	128.84	119.61	355.14
Exceptional Items	-	-	-	-	-	-
6. Profit/(Loss) from ordinary activities before tax (4)	484.95	43.89	88.70	128.84	119.61	355.14
Tax Expense	(29.52)	(14.23)	(29.79)	(43.75)	(43.78)	(121.30)
7. Net Profit/(Loss) from ordinary activities after tax (5-10)	554.33	29.66	58.91	85.09	75.82	233.84
Extraordinary Items (Net of Tax Expense)	-	-	-	-	-	-
8. Profit/(Loss) to be paid (11-12)	554.33	29.66	58.91	85.09	75.82	233.84
Share of Profit/(Loss) to associates/Minority Interest	-	-	-	-	-	-
9. Net Profit/(Loss) after tax (Minority Interest and Share of Profit/(Loss) of associates) (13-14)	554.33	29.66	58.91	85.09	75.82	233.84
Prepaid Equity Share Capital (Face value of Rs. 10/- per share)	1025.96	1025.96	1025.96	1025.96	1025.96	1025.96
Revenue Reserves	-	-	-	-	-	1685.51
Reserves created during the year	-	-	-	-	-	-
Dividend	0.54	0.29	0.57	0.83	0.74	2.28
Dividend Payable	0.54	0.29	0.57	0.83	0.74	2.28
Dividend in Arrears	3.54	0.29	0.57	0.83	0.74	2.28
10. Particulars of Shareholding						
(a) Public Shareholding	3808230	3808230	3795549	3795549	3795549	3808230
(b) Number of Shares	3808230	371296	370396	370396	370396	371296
(c) Percentage of Shareholding	37.12%	37.12%	37.03%	37.03%	37.03%	37.03%
(d) Pledged/Encumbered	NIL	NIL	NIL	NIL	NIL	NIL
(e) Number of Shares	NIL	NIL	NIL	NIL	NIL	NIL
(f) Percentage of Shares held by promoters (as a % of the total share capital of the company)	NIL	NIL	NIL	NIL	NIL	NIL
(g) Number of Shares	6451520	6451520	6460201	6460201	6460201	6451520
(h) Percentage of Shares	100%	100%	100%	100%	100%	100%
(i) Current liabilities	62.88%	62.88%	62.97%	62.97%	62.97%	62.88%
(j) Short-term liabilities	1325.15	1504.38	1578.29	1578.29	1578.29	1311.89
(k) Trade Payables	1311.89	85.19	214.67	214.67	214.67	85.19
(l) Other current liabilities	3214.14	2147.87	1318.52	1318.52	1318.52	2147.87
(m) Sub-current liabilities	7195.52	6325.18	6325.18	6325.18	6325.18	7195.52
Total Assets	7195.52	6325.18	6325.18	7195.52	6325.18	7195.52

SP, BSP, AIMIM fail to make an impact

PTI ■ NEW DELHI

The Samajwadi Party, NCP and the AIMIM, which contested the Bihar assembly polls, have failed to make an impact with their voteshares getting restricted to 2 per cent or below.

Percentage-wise, around 2.5 per cent voters hit the 'none of the above' button which is placed as the last option on the electronic voting machine.

According to data available with the Election Commission, BSP contested all the 243 seats, managed a total of 7.2 lakh votes or two per cent of the total votes polled.

BSP had decided to go it alone in Bihar unlike arch rival Samajwadi Party which first contested as a part of the 'grand alliance' but later joined hands with NCP to form a 'third front' which too could not last long.

Samajwadi Party had contested 85 seats in Bihar and could manage 3.80 lakh votes. Percentage-wise, its share was one per cent.

The NCP, which walked out of the 'grand alliance' over seat allocation, had contested 40 seats. Percentage-wise, its voteshare was 0.5 per cent or 148843 votes.

All India Majlis-e-Mtleedhul Muslimmen (AIMIM), which contested in six seats mainly in the Muslim-dominated Secemanchal region, managed 80,248 votes or 0.2 per cent of the total votes polled.

The final percentage and the total number of votes might be different as the Election Commission is yet to give out final results.



JD(U) chief Sharad Yadav celebrating with his family members at his residence after winning the Bihar Assembly elections, in New Delhi on Sunday

BJP Parliamentary Board to analyse defeat today

PTI ■ NEW DELHI

While all senior leaders of the party conceded defeat to JD(U)-RJD-Congress alliance in the Bihar poll and congratulated the rival winning combine, the party's Parliamentary Board is expected to meet Monday to analyse in detail the results and figure out its 'poor performance' despite an elaborate and rigorous campaigning and planning in the high-stake Assembly election.

Another BJP General Secretary Ram Madhav dismissed suggestions that the appeal of Prime Minister Narendra Modi was the reason for the party's defeat but said the party will take corrective measures.

"We try to learn from every election. Give us some time. We will take corrective measures," he said soon after it became clear that the NDA has lost ground.

He said the Prime Minister remained their "strongest" factor and the party was right in using its strongest factor to the most.

The BJP leader and former RSS spokesperson said what led to the NDA's loss will have to be analysed after they received all figures, adding that not one factor leads to victory or loss in elections.

Madhav said there were efforts to use every issue to influence the Bihar poll outcome and suggested that the return of awards by artists and intellectuals over "climate of intolerance" was one of them.

Meanwhile, Prime Minister Narendra Modi called up and congratulated Nitesh Kumar as did the BJP President Amit Shah. Kumar thanked Prime Minister for his greetings. BJP President Amit Shah also congratulated Kumar and Prasad saying, "We respect the mandate of people of Bihar."

HM Rajnath Singh who called up Kumar and Prasad to greet them on their party's performance in the elections also affirmed that "The economic package for Bihar is a commitment given by the PM which will be fulfilled by the Centre at all cost."

VICTORIOUS REUNION



Bihar Chief Minister Nitesh Kumar, RJD chief Lalu Prasad and Babu Devi exchange greetings after Mahagathabandhan's victory in Bihar Assembly elections in Patna on Sunday

No CM face, negative campaign et al did BJP in

DEEPAK K UPRETI ■ NEW DELHI

The visible disconnect between BJP's pronounced 'development plank' at the Centre and the variant themes which unwittingly or wittingly dominated its high-pitch poll campaign in Bihar may have led to party's unexpected reverses in the State Assembly polls. Starting with the selection of candidates to non-projection of a chief ministerial face and the 'negative' poll campaign, the party managers seemed to have got everything wrong.

The party which had its massive campaign machinery and human resource arrayed to counter the Grand Alliance put together by past political foe, Nitesh Kumar and Lalu Prasad, could not portray itself as the champion of 'sa-sabhai' and 'sa-rai', both as the poll campaign progressed in the State, the party looked drifting into 'the negative zones'.

The noisier over Dadri incident in Uttar Pradesh and the plank of cow protection went astray, not receiving general approval of voters across the state who looked at Chief Minister Nitesh Kumar as a man who was focused on development, away from divisive politics.

While the BJP also sought to stress the line of development and offered a massive central package to the state in the middle of campaign, the jarring campaign tunes, personal attacks, and introduction of "a foreign hand" - that of Pakistan - did not go well with the electorate.

It is felt that the BJP could have taken the level of poll debate to a higher level by crediting JD(U) leader Kumar with good governance while cautioning voters that he would not be able to deliver any more in the com-

pany of the fudger scam-tainted Lalu Prasad. But the BJP leaders constantly threw unnecessary barbs at Kumar who by all indications carried high credibility with the voters of Bihar.

The caste equation which was highly tilted towards the Grand Alliance got an additional boost with RSS head Mohan Bhagwat's inadvertent line over the need to review reservations. The comment was successfully grabbed by RJD and JD(U), increasing apprehensions of backward castes on BJP re-visiting the reservation if the latter was to be voted to power in Bihar. The BJP's campaign to suggest that RJD-JDU could pass on reservation of extremely backward to Muslim in Bihar also came to a crupper.

The BJP's failure to project a Chief ministerial face with whom voters of Bihar could have identified with, did not go down well with the electorate.

"They missed a prospective Bihar CM communicating and connecting with them as a leader," said a BJP leader.

To the contrary, the grand alliance had a tried and tested CM in Nitesh Kumar. The central BJP leaders starting from the large posters and bill boards across Bihar could not have that effective a connect that a "local leader" would have with them.

"This seemed to have settled 'the Bihar and Bihar' slugfest."

In the bid-sight it could also be said that RJD-JDU had comparatively an almost 'rebel free' selection of candidates whereas BJP had to deal with massive rebellion and open accusation of "sell his ticket" by party MP and former home secretary R K Singh. Besides, the disgruntled Patna Sahab MP and former actor Shatrughan Sinha also queried the pitch for the BJP by hurling daily barbs at the party.

NOTES: 1. The above results were reviewed by the Audit Committee and approved by the Board of Directors at their respective meetings held on 07th November, 2015. 2. The company is engaged in the blankets business, therefore, there is only one reportable segment in accordance with the Accounting Standards on Segment Reporting (AS17). 3. The Blankets business is seasonal in nature and accordingly financial results for the quarter are not representative of the whole year.

By Order of the Board
For Prakash Woollen & Synthetic Mills Limited
Sd/-
Vijay Kumar Gupta
Whole Time Director & CFO
DIN:0335525

Place: Village Amraha (Amraha)
Date: 07-11-2015



हिन्दुस्तान जॉब सर्च

जॉब सर्च जगत्गोरी के लिए इन 5-मिनट के जॉब सर्च से हिन्दुस्तान.com

सीडीएस परीक्षा से 457 पद मारेगे

संगठन सेवा आयोग ने 'कॉम्बाइंड इंजिनियरिंग (सीडीएस)' एकाधिकार-2016 के लिए अधिसूचना जारी की है...

जो जितते हैं उन्हीं को भूल जाती है भाजपा, किसी ने कहा पेशावृत्त नेताओं पर पार्टी को भरोसा तो कोई बोला निष्ठावान की कद नही सोशल मीडिया पर भाजपा नेताओं ने मिटाई खीज

बिहार चुनाव परिणाम पर भाजपा नेताओं की प्रतिक्रिया

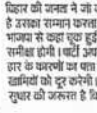
बिहार चुनाव परिणाम के बाद भाजपा नेताओं ने अपनी खोज खत्म करने के लिए सोशल मीडिया पर भाजपा नेताओं की प्रतिक्रिया...

विचार देकर सच मानना भाजपा के लिए एक चुनौती है... बिहार के लिए भाजपा के लिए एक चुनौती है...

बिहार की जनता ने जो भाजपा के खिलाफ वोट डाले हैं... बिहार के लिए भाजपा के लिए एक चुनौती है...



सौरभ सिंह, बिहार प्रदेश अध्यक्ष




सुरेश कुमार, बिहार प्रदेश अध्यक्ष



सुरेश कुमार, बिहार प्रदेश अध्यक्ष



सौरभ सिंह, बिहार प्रदेश अध्यक्ष



सुरेश कुमार, बिहार प्रदेश अध्यक्ष



सुरेश कुमार, बिहार प्रदेश अध्यक्ष

लेब इंस्ट्रक्टर के पदों के लिए आवेदन करें

संगठन सेवा आयोग ने 'कॉम्बाइंड इंजिनियरिंग (सीडीएस)' एकाधिकार-2016 के लिए अधिसूचना जारी की है...

अनुसंधान संस्थान को शोधार्थी चाहिए

विश्वविद्यालयों में शोधार्थी छात्रों की संख्या में गिरावट आ रही है... अनुसंधान संस्थानों को शोधार्थी चाहिए...

बिहार जीत से कांग्रेसी खुश, फोड़े खूब पटाखे

बिहार के विचार चुनाव परिणाम के बाद कांग्रेसी नेताओं ने खुशी व्यक्त की... बिहार जीत से कांग्रेसी खुश, फोड़े खूब पटाखे...

सकारि फॉरेस्टर के 131 पदों पर मतिायं होंगी

संयुक्त राज्य फॉरेस्टर के 131 पदों पर मतिायं होंगी... सकारि फॉरेस्टर के 131 पदों पर मतिायं होंगी...

बिहार में बदलाव को बही बयार तजुर्बे को बनाया गया आधार

बिहार में बदलाव को बही बयार तजुर्बे को बनाया गया आधार... बिहार में बदलाव को बही बयार तजुर्बे को बनाया गया आधार...

Table with financial data for Prakash Woollen & Synthetic Mills Limited, including quarterly and annual results.

डाक विभाग ने 17 पदों के लिए आवेदन मांगे

डाक विभाग ने 17 पदों के लिए आवेदन मांगे... डाक विभाग ने 17 पदों के लिए आवेदन मांगे...

गिरफ्तारी पर भड़के शिवसैनिक

गिरफ्तारी पर भड़के शिवसैनिक... गिरफ्तारी पर भड़के शिवसैनिक...

सौ बूथों पर भाजपा का मंडल अध्यक्ष

सौ बूथों पर भाजपा का मंडल अध्यक्ष... सौ बूथों पर भाजपा का मंडल अध्यक्ष...

प्रमुख पेशावृत्त / इंटरव्यू

16 नवंबर: प्रमुख पेशावृत्त / इंटरव्यू... 17 नवंबर: प्रमुख पेशावृत्त / इंटरव्यू... 18 नवंबर: प्रमुख पेशावृत्त / इंटरव्यू...

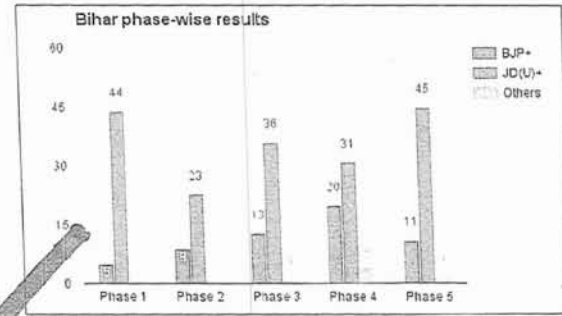
मंथन

मंथन... मंथन... मंथन...

विचार

विचार... विचार... विचार...

BIG LOSERS



Many big leaders bite the dust

Many senior politicians bit the dust in Bihar Assembly polls including Speaker of the outgoing Assembly Uday Narayan Chaudhary who was defeated from Imanganj by former CM and IAM founder Jitan Ram Manjhi. But Manjhi who had also contested from his sitting seat Makhdoampur, was defeated there by Subedar Das.

Criticising Chaudhary, Manjhi had declared that he was going to defeat the Ravens in Imanganj. This constituency in Gaya district is the only seat that went in the hands of IAM.

Another important loser is senior Minister Ram Lal who was defeated from Bochaha by an independent Babu Kumar. Former Minister and IAM candidate Shalini Ali Khan lost Sursand seat and state LIP president Pashupati Kumar Prasanna from Alauahi.

LIP chief Ram Vilas Paswan's nephew Prince Raj failed in his debut poll from Kalyanpur. Manjhi's son Santosh Kumar Suma was defeated in Kutumba by Rajesh Kumar.

Another former Minister and Manjhi loyalist Nitesh Mishra, who is of former CM Jagannath Mishra, lost from Jhanjharpur. Mishra had been fielded by the BJP. Another Manjhi follower Gyandendra Kumar Singh Gyana who was fielded by the BJP however lost from Barh.

In the neighbouring Mokama constituency den Anant Kumar Singh contesting as Independent also won. Singh had been expelled from the JD(U) and contested polls from behind the bars. He defeated JD(U) spokesperson Neeraj Kumar.

The much talked about All India Majlis-e-Muslimeen leader Maulana Farooq Khan failed to make its presence felt in Seemanchal region. The party of

Asaduddin Owaisi had fielded six candidates. Akhtarul Uman, a former MLA, and Owaisi's pointsman, lost from Kochadhaman. BJP's both Muslim candidates, including sitting MLA Sabu Zafar from Amour were also defeated. All the candidates of Pappu Yadav's Jans Adhikar Party lost. The NCP also failed to open account.

The surprising defeat was seen in Ghosi constituency from where sitting MLA and Manjhi loyalist Rahul Sharma lost. This seat had been stronghold of former MP Jagdish Sharma, Rahul's father, and during the past three decades only his family members had been winning this seat.

Among the prominent winners include Lalu Prasad's both sons Tej Pratap from Mahua and Tejashwi Yadav from Raghopur. RJD's Abdul Bari Siddiqui (Ainsagar), state RJD chief Ram Chandra Purbe (Parihar), Sulaznan Singh of Congress from

Kahalgola, Minister Shivan Kumar (Nalanda), Vijay Chaudhary (Sarai Ranjan), Bijendra Prasad Yadav (Gopaul), Shyam Rajak (Phulwari). Almost all the Ministers in Nitesh cabinet emerged victorious. Dadasaheb Pahalwan, who joined JD(U) on the eve of polls also won from Buxar. BJP's Nand Kishore Yadav won from Patna Sahib. The BJP succeeded in retaining its seats Banjara and Kumbhar in Patna.

Lalu's two men Friday Bhola Yadav and Shakti Yadav won from Bahadurpur and Hilsa respectively. Former Minister Iyasa Husain, who was involved in biteman scam, also won from Dehri.

Almost all the kin of the leaders of RJD and JD(U) won the election as against the wards of BJP, LIP and IAM leaders. The CPI(M) which could not open its account in 2010 election won two seats.

SP, BSP, AIMIM fail to make an impact

The Samajwadi Party, Bahujan Samaj Party, NCP and the AIMIM, which contested the Bihar assembly polls, have failed to make an impact with their votershare getting restricted to 2 per cent or below.

Percentage-wise, around 2.5 per cent voters hit the 'none of the above' button which is placed as the last option on the electronic voting machine.

According to data available with the Election Commission, BSP which contested all the 243 seats, managed a total of 7.5 lakh votes or two per cent of the total votes polled.

BSP had decided to go it alone in Bihar unlike arch rival Samajwadi Party which first became a part of the 'grand alliance' but later joined hands with NCP to form a 'third front' which was not long.

Samajwadi Party had contested 85 seats in Bihar and could manage 3.80 lakh votes. Percentage-wise, its share was one per cent.

The NCP, which walked out of the grand alliance, contested 45 seats in Bihar and managed 0.5 per cent of the total votes.

The final percentage and the total number of votes might differ as the Election Commission is yet to give out final results.



JD(U) chief Sharad Yadav celebrating with his family members at his residence after winning the Bihar Assembly elections, in New Delhi on Sunday.

BJP Parliamentary Board to analyse defeat today

While the BJP conceded defeat to JD (U)-RJD-Congress alliance in the Bihar poll and congratulated the Bihar and Union Minister Ram Kripal Yadav said it was for the top brass to analyse and introspect the reasons behind this defeat.

Another BJP General Secretary Ram Madhav dismissed suggestions that the appeal of Prime Minister Narendra Modi was on the wane in view of Bihar poll verdict but said the party will take corrective measures.

"We try to learn from every election. Give us some time. We will take corrective measures," he said soon after the NDA has lost ground.

He said the Prime Minister remained their "strongest" factor and the party was right in using its strongest factor to the most.

The BJP leader and former RSS spokesperson said what led to the NDA's loss will have to be analysed after they received all figures, adding that not one factor led to victory or loss in elections.

Madhav said there were efforts to use every issue to influence the Bihar poll outcome and suggested that the return of awards by artists and intellectuals over "climate of intolerance" was one of them.

Meanwhile, Prime Minister Narendra Modi called up and congratulated Nitesh Kumar as did the BJP President Amit Shah. Kumar thanked Prime Minister for his greetings. BJP President Amit Shah also congratulated Kumar and Prasad saying "we respect the mandate of people of Bihar".

HIM Rajnath Singh who called up Kumar and Prasad to greet them on their party's performance in the elections also affirmed that "The economic package for Bihar is a commitment given by the PM which will be fulfilled by the Centre at all cost".

VICTORIOUS REUNION



Bihar Chief Minister Nitesh Kumar, RJD chief Lalu Prasad and Rabri Devi celebrating after Mahagathabandhan's victory in Bihar Assembly elections in Patna on Sunday.

No CM face, negative campaign et al did BJP in

DEEPAK K UPRETI | NEW DELHI

The visible disconnect between BJP's pronounced 'development plank' at the Centre and the variant themes which unwittingly or unwittingly dominated its high-pitch poll campaign in Bihar may have led to its party's unexpected reverses in the State Assembly polls. Starting with the selection of candidates to non-production of a chief ministerial face and the 'negative' poll campaign, the party managers seemed to have got everything wrong.

The party which had its massive campaign machinery and human resource around the State to counter the Grand Alliance together by past political foes Nitesh Kumar and Lalu Prasad could not parry itself as the champion of 'su-saahab' and 'su-raj' as the poll campaign progressed in the State, the party looked drifting into the 'negative zones'.

The noises over Dadril incident in Uttar Pradesh and the plank of protection went astray, not receiving general approval of voters across the state who looked at Chief Minister Nitesh Kumar as a man who was focused on development, away from divisive politics.

While the BJP also sought to stress the line of development and offered a massive central package to the state in the middle of campaigning, the jarring campaign via personal attacks, and introduction of a 'foreign hand' - that of Pakistan - did not go well with the electorate.

It is felt that the BJP could have taken the level of poll debate to a higher level by crediting JD(U) leader Kumar with apud governance while cautioning voters that he would not be able to deliver any more in the company of the fodder scam-tainted Lalu Prasad. But the BJP leaders constantly threw unnecessary barbs at Kumar who by all indications carried high credibility with the voters of Bihar.

The caste equation which was highly tilted towards the Grand Alliance got an additional boost with the entry of the 'negative' campaign line over the need to review reservations. The comment was successfully grabbed by RJD and JDU, increasing apprehensions of backward and EBCs on BJP re-visiting the reservation issue.

The BJP failed to project a Chief Ministerial face with whom voters of Bihar could have identified with, did not go down well with the electorate.

"They missed a prospective Bihar CM communicating and connecting with them as a leader," said a BJP leader.

To the contrary, the grand alliance had "a tried and tested CM in Nitesh Kumar". The central BJP leaders starting from the large posters and bill boards across Bihar could not have that effective a connect that a "local leader" would have with them. "This seemed to have settled" the Bahari and Bihar's disgust.

In the hind-sight it could also be said that RJD-JDU had comparatively better candidates to be voted for. The BJP had to deal with massive rebellion and open accusation of "sell off tickets" by party MP and former home secretary R K Singh. Besides, the disgruntled "Patna Sahib" MP and former actor Shashiraj Singh also queried the pitch for the BJP by hurling daily barbs at the party.

PRAKASH WOOLLEN & SYNTHETIC MILLS LIMITED
(Formerly known as Prakash Woolen Mills Limited)
Regd. Office: 180M Stone, Dohr, Mokasabad, Road, NH-24, Village Amhera, Dist. J.P. Nagar-24, 102 U.P.
Phone: 5091-222300/518, Fax-5091-2223009.
E-mail: info@prakashwoollen.com, website: prakashwoollen.com
CIN-L17113UP1979PLC004804

UNAUDITED FINANCIAL RESULTS FOR THE QUARTER ENDED 30-09-2015

Particulars	3 Months ended 30-09-15 (Unaudited)	Preceding 3 Months ended 30-06-15 (Unaudited)	Corresponding 3 months ended the previous year 30-09-14 (Unaudited)	Year to date figures for current period 20-09-15 (Unaudited)	Year to date figures for the preceding year ended 30-03-14 (Unaudited)	Previous year ended 31-03-2014 (Audited)
1. Income from Operations	2137.11	1683.09	2478.87	3800.20	4124.54	8818.38
(a) Net Sales Income from Operations (Net of Excise Duty)	2137.11	1683.09	2478.87	3800.20	4124.54	8818.38
(b) Other Operating Income	-	-	-	-	-	-
2. Expenses	1824.69	1590.01	1304.51	3022.70	2805.13	5647.39
a) Cost of materials consumed	3.10	2.92	2.39	6.08	8.76	70.55
b) Purchases of stock-in-trade	-	-	-	-	-	-
c) Change in inventories of finished goods	(235.55)	(307.85)	598.51	(633.40)	251.49	556.78
d) Employee benefits expense	117.67	93.26	72.86	212.03	140.29	305.89
e) Depreciation and amortisation expense	109.40	88.11	82.55	208.51	184.33	360.76
f) Other expenses	401.68	378.87	276.14	760.55	595.79	1382.51
Other Expenses	2021.05	1678.33	2387.18	3597.37	3688.79	8237.72
3. Profit/(Loss) from Operations before Other Income, Finance costs & Exceptional Items	312.42	89.08	1174.36	777.50	1319.41	3270.99
Other Income	6.55	6.24	7.81	12.79	13.21	27.66
4. Profit/(Loss) from ordinary activities before finance costs and exceptional items	318.97	95.32	1182.17	790.29	1332.62	3300.65
Finance Costs	(37.06)	(40.12)	(10.82)	(86.78)	(68.96)	(167.18)
5. Profit/(Loss) from ordinary activities after finance costs but before Exceptional Items	281.91	55.20	1171.35	703.51	1263.66	3133.47
Exceptional Items	84.95	43.89	88.70	128.84	119.61	395.14
6. Profit/(Loss) from ordinary activities before tax	366.86	99.09	1260.05	832.35	1383.27	3528.61
Tax Expense	(99.52)	(14.23)	(20.78)	(40.75)	(43.78)	(121.30)
7. Net Profit/(Loss) from ordinary activities after tax	267.34	84.86	1239.27	791.60	1339.49	3407.31
Extraordinary Items	-	-	-	-	-	-
Net Profit/(Loss) after tax	267.34	84.86	1239.27	791.60	1339.49	3407.31
Share of Profit/(Loss) for associates	-	-	-	-	-	-
8. Profit/(Loss) after tax	267.34	84.86	1239.27	791.60	1339.49	3407.31
Interest and Share of Profit/(Loss) of associates	56.43	28.65	58.31	85.06	75.82	233.84
9. Profit/(Loss) for the year	323.77	113.51	1297.58	876.66	1415.31	3641.15
Dividend	1025.98	1025.98	1025.98	1025.98	1025.98	1025.98
10. Profit/(Loss) for the year after dividend	1249.75	219.49	1271.60	850.68	1389.33	2615.17
Dividend	0.54	0.29	0.57	0.83	0.74	2.28
Earnings Per Share	0.54	0.29	0.57	0.83	0.74	2.28
Basic	0.54	0.29	0.57	0.83	0.74	2.28
Diluted	0.54	0.29	0.57	0.83	0.74	2.28
11. Particulars of Shareholding						
Public Shareholding	3808230	3808230	3790549	3790549	3790549	3802320
Percentage of Shareholding	37.12%	37.12%	37.03%	37.03%	37.03%	37.12%
Particulars of Shareholding of Promoters and Principal Shareholders						
a) Pradip Jodi	NIL	NIL	NIL	NIL	NIL	NIL
b) Number of Shares	NIL	NIL	NIL	NIL	NIL	NIL
c) Percentage of Shareholding	NIL	NIL	NIL	NIL	NIL	NIL
d) Other Promoters/Shareholders	NIL	NIL	NIL	NIL	NIL	NIL
e) Total	NIL	NIL	NIL	NIL	NIL	NIL
f) Total	3808230	3808230	3790549	3790549	3790549	3802320
Percentage of Shareholding	37.12%	37.12%	37.03%	37.03%	37.03%	37.12%
g) Other Shareholders	6451520	6451520	6460201	6460201	6460201	6451520
Percentage of Shareholding	62.88%	62.88%	62.97%	62.97%	62.97%	62.88%

STATEMENT OF ASSETS AND LIABILITIES

Particulars	As at 30-09-2015	As at 31-03-2014
A. EQUITY AND LIABILITIES		
1. Shareholders' Funds		
(a) Share Capital	1025.98	1025.98
(b) Reserves and surplus	1903.29	1819.20
(c) Money received against share warrants	-	-
2. Non-current liabilities	2429.27	2844.18
(a) Long-term borrowings	824.74	1117.80
(b) Deferred tax liabilities	230.36	228.59
(c) Other long-term liabilities	1374.17	1507.79
3. Current liabilities	1185.12	1342.12
(a) Trade Payables	1325.15	1534.39
(b) Trade Receivables	577.11	478.29
(c) Other current liabilities	1311.89	95.19
Total Equity and Liabilities	7198.52	6335.18
B. ASSETS		
1. Non-current Assets		
(a) Fixed Assets	4007.39	3576.12
(b) Long-term loans and advances	19.52	10.57
(c) Other non-current assets	5.56	2.51
2. Current Assets	3185.57	2756.99
(a) Inventories	2401.27	1615.64
(b) Trade Receivables	541.89	764.72
(c) Cash and cash equivalents	79.17	33.85
(d) Short-term loans and advances	137.59	260.18
(e) Other current assets	3168.68	2214.00
Total Assets	7198.52	6335.18

NOTES: 1. The above results were reviewed by the Audit Committee and approved by the Board of Directors at their respective meetings held on 07th November, 2015. 2. The company is engaged in the blankets business, therefore, there is only one reportable segment in accordance with the Accounting Standards on Segment Reporting (AS17). 3. The financials are seasonal in nature and accordingly financial results for the quarter are not representative of the whole year.

By Order of the Board
For Prakash Woollen & Synthetic Mills Limited
Sd/-
Vijay Kumar Gupta
Whole Time Director & CFO
DIN:00336325



हिन्दुस्तान जॉब सर्च

जॉब सर्चिंग जानकारी के लिए हमें ई-मेल करें। jobs@hindi.in हिन्दुस्तान.com

सीडीएस परीक्षा से 457 पद मारेगे

संग संकेत कम आयेगी। 'कैम्ब्रिज डिप्लोमा चारिटेबल' (सीडीएच) एम्प्लॉयमेंट-2016 के लिए ऑनलाइन आवेदन मार्ग में। रिजल्टों का विवरण (एकेडमिक के अनुसार)...

ऑनलाइन आवेदन की अंतिम तिथि: 4 नवंबर (रात 11:59 तक)। वेबसाइट: www.upsc.gov.in या http://upsonline.nic.in

जो जितते हैं उन्हीं को भूल जाती है भाजपा, किसी ने कहा पैराशूट नेताओं पर पार्टी को भरोसा तो कोई बोला निष्ठावान की कद्र नहीं सोशल मीडिया पर भाजपा नेताओं ने मिटाई खीज

मुद्रादाबाद • बरिद संवाददाता

भाजपा की शिकस्त ने खोली पार्टी की पोल

विचार चुनाव परिणामों के बाद भाजपा नेताओं ने अपनी खीज बदल दी। वे कहते हैं कि भाजपा ने चुनाव में हारने का कारण नहीं बताया था...

मुद्रादाबाद। समाजवादी पार्टी महासचिव का मंत्रिमंडल बैठक नवागठन कर रहे हैं। अल्पसंख्यक विचार चुनाव परिणामों के बाद भाजपा ने अपनी खीज बदल दी...

विचार चुनाव परिणामों के बाद भाजपा ने अपनी खीज बदल दी। वे कहते हैं कि भाजपा ने चुनाव में हारने का कारण नहीं बताया था...

बिहार चुनाव परिणाम पर भाजपा नेताओं की प्रतिक्रिया

बिहार चुनाव में भाजपा की हार का खुले तौर पर स्वागत किया गया। भाजपा नेताओं ने कहा कि पार्टी को अब दिशा देनी होगी...



सर्वश्री सिंह, सचिव, भाजपा

बिहार की हार ने जो जलवा दिया है उसका समाधान करना ही भाजपा के काम हैं। उन्होंने कहा कि पार्टी को अब दिशा देनी होगी...



सर्वश्री सिंह, सचिव, भाजपा

लैब इंस्ट्रक्टर के पदों के लिए आवेदन करें

गोपाल का इंजीनियरिंग इंस्टीट्यूट ऑफ साइंस एडवेंसमेंट एंड रिसर्च एंड लैब इंस्ट्रक्टर भर्ती करेगा। नूतनभारत में इन पदों को एक वर्ष के अनुभव पर भरा जाएगा।

अनुसूचित संस्थानों को शोधार्थी चाहिए

नेपाल के कैम्ब्रिज सोसायटी ने अनुसूचित संस्थानों में शोधार्थी भर्ती करने का विचार व्यक्त किया है। वे कहते हैं कि इन संस्थानों में शोधार्थी भर्ती करने से इन संस्थानों का विकास होगा...

बिहार जीत से कांग्रेसी खुश, फोड़े खूब पटाखे

बिहार में बिहार चुनाव परिणामों की खबरों से कांग्रेसी खुश हो गए। वे कहते हैं कि बिहार जीतने से कांग्रेसी पार्टी को बहाल में लाना संभव है...

सर्वश्री सिंह, सचिव, भाजपा

जगदीश का सम्मान करता हूँ। पार्टी को हारी दलील समझाई जा रही है। हार के कारणों की जानकारी करने के बाद उस दिशा में काम किया जाएगा।

सरकारी

फॉरेस्ट को 131 पदों के लिए आवेदन होंगी

बेत पंचाल स्टाफ कॉलेज कावेल में 131 फॉरेस्ट रीजर/फॉरेस्टर पदों के लिए आवेदन करने का आह्वान किया गया है। आवेदन: 4 नवंबर 2015 को 20 तक।

बिहार में बदलाव को बही बयार

तजुर्बे को बनाया गया आधार

मुद्रादाबाद। बिहार में बिहार चुनाव परिणामों के बाद भाजपा ने अपनी खीज बदल दी। वे कहते हैं कि भाजपा ने चुनाव में हारने का कारण नहीं बताया था...

गिरफ्तारी पर भड़के शिवसैनिक

मुद्रादाबाद। शिवसैनिकों के गिरफ्तारी पर भड़के शिवसैनिकों ने कहा कि भाजपा ने शिवसैनिकों को गिरफ्तार करने का फैसला किया है...

सौ बूथों पर भाजपा का मंडल अध्यक्ष

मुद्रादाबाद। भाजपा के मंडल अध्यक्ष ने कहा कि भाजपा ने सौ बूथों पर जीत हासिल की है। वे कहते हैं कि भाजपा ने सौ बूथों पर जीत हासिल की है...

डाक विभाग में 17 पदों के लिए आवेदन मांगे

पश्चिम बंगाल डाक विभाग में 17 पदों के लिए आवेदन मांगे जा रहे हैं। आवेदन: 4 नवंबर 2015 को 20 तक।

एचडीसी इंटरव्यू से सात नियुक्तियां करेगा

एचडीसी इंटरव्यू से सात नियुक्तियां करेगा। वे कहते हैं कि भाजपा ने सौ बूथों पर जीत हासिल की है...

प्रमुख परीक्षाएं/इंटरव्यू

- 16 नवंबर: ज्ञान प्रदीप कला इंस्टीट्यूट ऑफ आर्ट्स एंड साइंस में 16 से 20 वर्ष के बीच के छात्रों के लिए एडमिशन टेस्ट।
- 16 नवंबर: पोलो का राष्ट्रीय चम्पियनशिप प्रतियोगिता में 16 वर्ष के छात्रों के लिए एडमिशन टेस्ट।
- 17 नवंबर: वेल्स एनर्जी चारिटेबल इंस्टीट्यूट में 17 वर्ष के छात्रों के लिए एडमिशन टेस्ट।
- 18 नवंबर: नये क्षेत्र का कार्यकारी पद के लिए एडमिशन टेस्ट।

गिरफ्तारी पर भड़के शिवसैनिक

गिरफ्तारी पर भड़के शिवसैनिकों ने कहा कि भाजपा ने शिवसैनिकों को गिरफ्तार करने का फैसला किया है...

सौ बूथों पर भाजपा का मंडल अध्यक्ष

सौ बूथों पर भाजपा का मंडल अध्यक्ष ने कहा कि भाजपा ने सौ बूथों पर जीत हासिल की है। वे कहते हैं कि भाजपा ने सौ बूथों पर जीत हासिल की है...

गिरफ्तारी पर भड़के शिवसैनिक

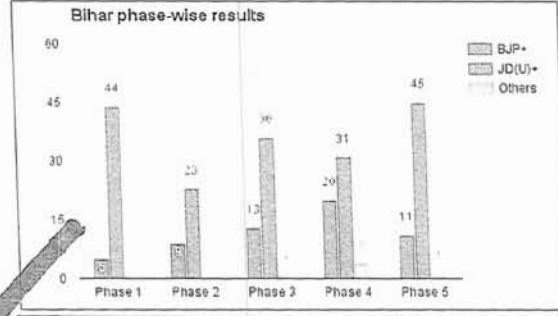
गिरफ्तारी पर भड़के शिवसैनिकों ने कहा कि भाजपा ने शिवसैनिकों को गिरफ्तार करने का फैसला किया है...

सौ बूथों पर भाजपा का मंडल अध्यक्ष

सौ बूथों पर भाजपा का मंडल अध्यक्ष ने कहा कि भाजपा ने सौ बूथों पर जीत हासिल की है। वे कहते हैं कि भाजपा ने सौ बूथों पर जीत हासिल की है...

Table with financial data for PRAKASH WOOLLEN & SYNTHETIC MILLS LIMITED. Includes columns for Particulars, 3 months ending, and 12 months ending. The table contains detailed financial statements and shareholder information.

BIG LOSERS



Many big leaders bite the dust

FAIZAN AHMAD | PATNA

Many senior politicians bit the dust in Bihar Assembly polls including Speaker of the outgoing Assembly Uday Narayan Chaudhary who was defeated from Imamganj by former CM and HAM founder Jitan Ram Manjhi. But Manjhi who had also contested from his sitting seat Mahabubnagar, was defeated there by Subedar Das.

Criticising Chaudhary, Manjhi had declared that he was going to defeat the Ravana in Imamganj. This constituency in Gaya district is the only seat that went in the kitty of HAM.

Another important loser is senior Minister Ram Lal who was defeated from Bochaha by an independent Babu Kumar. Former Minister and HAM candidate Shahid Ali Khan lost Saran seat and state BJP president Pashupati Kumar Paras from Aurahi.

LJP chief Ram Vilas Paswan's nephew Prince Raj failed in his debut poll from Kalyanpur. Manjhi's son Santosh Kumar Sama was defeated in Katumba by Rajesh Kumar.

Another former Minister and Manjhi loyalist Nitish Mishra, who is son of former CM Jagannath Mishra, lost from Jhanjharpur. Mishra had been fielded by the BJP. Another Manjhi follower Gayendra Kumar Singh Gramu who too was fielded by the BJP however won from Bari.

In the neighbouring Mokama constituency Anant Kumar Singh contested as Independent also won. Singh had been expelled from the JD(U) and contested polls from behind the Bar. He defeated JD(U) spokesman Neeraj Kumar.

The much talked about All India Majlis-e-Mtlehadul Muslimeen utterly failed to make its presence felt in Secemcharh region. The party of

Asaduddin Owaisi had fielded six candidates. Abidur Rahman, a former M.L.A. and Owaisi's pointsman, lost from Kochadhaman. BJP's both Muslim candidates, including sitting MLA Saba Zafar from Amour were also defeated. All the candidates of Pappu Yadav's Jana Adhikar Party lost.

The surprising defeat was seen in Ghosht constituency from where sitting MLA and Manjhi loyalist Rabul Sharma lost. This seat had been stronghold of former MP Jagdish Sharma, Rahul's father, and during the past three decades only his family members had been winning this seat.

Among the prominent winners include Lala Prasad's both sons Tej Pratap from Mahua and Tejashwi Yadav from Raghopur. RJD's Abdul Bari Siddiqui (Ainsargar), state RJD chief Ram Chandra Prabhu (Parihar), Sahadan Singh of Congress from

Katulgou, Ministers Shrawan Kumar (Nalanda), Vijay Chaudhary (Saran Ranjan), Bijendra Prasad Yadav (Supaul), Shyam Rajak (Pheupur). Almost all the Ministers in Nitish cabinet emerged victorious. Dadan Palsawan, who joined JD(U) on the eve of polls also won from Buxar. BJP's Nand Kishore Yadav won from Patna Sahib. The BJP succeeded in retaining its seats Banrampur and Kumbhar in Patna.

Lalu's two men Friday Bhola Yadav and Shakti Yadav won from Bahadurpur and Hilsa respectively. Former Minister Ilyas Husain, who was involved in Bismen scam, also won from Dehri.

Almost all the kin of the leaders of RJD and JD(U) won the elections as against the wards of BJP, LJP and HAM leaders. The CPI(M) which could not open its account in 2010 election won two seats.

PRAKASH WOOLLEN & SYNTHETIC MILLS LIMITED
(Formerly known as Prakash Woolen Mills Limited)

Regd. Office: 16th Floor, DLF, Indraprastha, Road, N-14-24, Vignage Ambhera, Dist. J.P., Nagas-264 102 U.P.
Phone: 051-22220818, Fax-051-22220818
CIN-L17112UP187PLC004804. Email: info@prakashwoollen.com, website:prakashwoollen.com

UNAUDITED FINANCIAL RESULTS FOR THE QUARTER ENDED 30-09-2015

Particulars	3 Months ended 30-09-15 (Unaudited)	3 Months ended 30-09-14 (Unaudited)	3 Months ended 30-09-13 (Unaudited)	Year to date for current period ended 30-09-15 (Unaudited)	Year to date for the preceding year ended 30-09-14 (Unaudited)	Previous year ended 31-03-2015 (Audited)
1. Income from Operations						
(a) Net Sales Income (Net of Excise Duty)	2137.11	1663.09	2478.87	3800.20	4124.84	8818.36
(b) Other Operating Income	2137.11	1663.09	2478.87	3800.20	4124.84	8818.36
2. Expenses						
(a) Cost of materials consumed	1624.69	1398.01	1394.51	3022.70	2805.13	5647.39
(b) Purchases of stock-in-trade	3.16	2.92	2.39	6.08	8.76	70.55
(c) Changes in inventories of finished goods	(235.55)	(307.85)	558.01	(833.40)	251.49	556.79
(d) Employee benefits expense	117.67	95.26	72.86	212.93	140.29	305.93
(e) Depreciation and amortisation expense	109.40	90.11	82.55	208.51	164.33	360.79
(f) Other expenses	401.68	378.87	276.14	760.55	595.79	1382.51
Total Expenses	2021.05	1676.32	2387.16	3597.37	3888.79	8523.72
3. Profit/(Loss) from Operations before Other Income, Finance costs & Exceptional Items (-)	116.06	86.77	31.71	202.83	155.75	494.64
4. Other Income	6.55	6.24	7.81	12.79	13.21	27.66
5. Profit/(Loss) from ordinary activities before finance costs and exceptional items (-)	122.61	93.01	99.52	215.62	168.96	522.30
6. Finance Costs	(37.86)	(40.12)	(10.82)	(86.78)	(167.16)	(167.16)
7. Profit/(Loss) from ordinary activities after finance costs and before exceptional items (-)	84.95	43.89	88.70	128.84	119.01	355.14
8. Exceptional Items (+/-)	84.95	43.89	88.70	128.84	119.01	355.14
9. Profit/(Loss) from ordinary activities before tax (-/+)	84.95	43.89	88.70	128.84	119.01	355.14
10. Tax Expense	(20.52)	(14.23)	(29.79)	(43.75)	(43.79)	(121.30)
11. Net Profit/(Loss) from ordinary activities after tax (-/+)	55.43	29.66	68.91	85.09	75.82	233.84
12. Extraordinary Items (Profit/Loss) (-/+)	---	---	---	---	---	---
13. Net Profit/(Loss) for the period (-/+)	55.43	29.66	68.91	85.09	75.82	233.84
14. Share of Profit/(Loss) in associates*	---	---	---	---	---	---
15. Minority Interest*	---	---	---	---	---	---
16. Net Profit/(Loss) after tax, minority interest and share of Profit/(Loss) of associates (-/+)	55.43	29.66	68.91	85.09	75.82	233.84
17. Dividend	---	---	---	---	---	---
18. Retained Earnings Per Share (After extraordinary items) (-/+)	0.54	0.29	0.57	0.83	0.74	2.28
19. Dividend	0.54	0.29	0.57	0.83	0.74	2.28
20. Retained Earnings Per Share (After extraordinary items) (-/+)	0.54	0.29	0.57	0.83	0.74	2.28
21. Dividend	0.54	0.29	0.57	0.83	0.74	2.28
22. Retained Earnings Per Share (After extraordinary items) (-/+)	0.54	0.29	0.57	0.83	0.74	2.28
23. Dividend	0.54	0.29	0.57	0.83	0.74	2.28
24. Retained Earnings Per Share (After extraordinary items) (-/+)	0.54	0.29	0.57	0.83	0.74	2.28
25. Dividend	0.54	0.29	0.57	0.83	0.74	2.28
26. Retained Earnings Per Share (After extraordinary items) (-/+)	0.54	0.29	0.57	0.83	0.74	2.28
27. Dividend	0.54	0.29	0.57	0.83	0.74	2.28
28. Retained Earnings Per Share (After extraordinary items) (-/+)	0.54	0.29	0.57	0.83	0.74	2.28
29. Dividend	0.54	0.29	0.57	0.83	0.74	2.28
30. Retained Earnings Per Share (After extraordinary items) (-/+)	0.54	0.29	0.57	0.83	0.74	2.28
31. Dividend	0.54	0.29	0.57	0.83	0.74	2.28
32. Retained Earnings Per Share (After extraordinary items) (-/+)	0.54	0.29	0.57	0.83	0.74	2.28
33. Dividend	0.54	0.29	0.57	0.83	0.74	2.28
34. Retained Earnings Per Share (After extraordinary items) (-/+)	0.54	0.29	0.57	0.83	0.74	2.28
35. Dividend	0.54	0.29	0.57	0.83	0.74	2.28
36. Retained Earnings Per Share (After extraordinary items) (-/+)	0.54	0.29	0.57	0.83	0.74	2.28
37. Dividend	0.54	0.29	0.57	0.83	0.74	2.28
38. Retained Earnings Per Share (After extraordinary items) (-/+)	0.54	0.29	0.57	0.83	0.74	2.28
39. Dividend	0.54	0.29	0.57	0.83	0.74	2.28
40. Retained Earnings Per Share (After extraordinary items) (-/+)	0.54	0.29	0.57	0.83	0.74	2.28
41. Dividend	0.54	0.29	0.57	0.83	0.74	2.28
42. Retained Earnings Per Share (After extraordinary items) (-/+)	0.54	0.29	0.57	0.83	0.74	2.28
43. Dividend	0.54	0.29	0.57	0.83	0.74	2.28
44. Retained Earnings Per Share (After extraordinary items) (-/+)	0.54	0.29	0.57	0.83	0.74	2.28
45. Dividend	0.54	0.29	0.57	0.83	0.74	2.28
46. Retained Earnings Per Share (After extraordinary items) (-/+)	0.54	0.29	0.57	0.83	0.74	2.28
47. Dividend	0.54	0.29	0.57	0.83	0.74	2.28
48. Retained Earnings Per Share (After extraordinary items) (-/+)	0.54	0.29	0.57	0.83	0.74	2.28
49. Dividend	0.54	0.29	0.57	0.83	0.74	2.28
50. Retained Earnings Per Share (After extraordinary items) (-/+)	0.54	0.29	0.57	0.83	0.74	2.28
51. Dividend	0.54	0.29	0.57	0.83	0.74	2.28
52. Retained Earnings Per Share (After extraordinary items) (-/+)	0.54	0.29	0.57	0.83	0.74	2.28
53. Dividend	0.54	0.29	0.57	0.83	0.74	2.28
54. Retained Earnings Per Share (After extraordinary items) (-/+)	0.54	0.29	0.57	0.83	0.74	2.28
55. Dividend	0.54	0.29	0.57	0.83	0.74	2.28
56. Retained Earnings Per Share (After extraordinary items) (-/+)	0.54	0.29	0.57	0.83	0.74	2.28
57. Dividend	0.54	0.29	0.57	0.83	0.74	2.28
58. Retained Earnings Per Share (After extraordinary items) (-/+)	0.54	0.29	0.57	0.83	0.74	2.28
59. Dividend	0.54	0.29	0.57	0.83	0.74	2.28
60. Retained Earnings Per Share (After extraordinary items) (-/+)	0.54	0.29	0.57	0.83	0.74	2.28
61. Dividend	0.54	0.29	0.57	0.83	0.74	2.28
62. Retained Earnings Per Share (After extraordinary items) (-/+)	0.54	0.29	0.57	0.83	0.74	2.28
63. Dividend	0.54	0.29	0.57	0.83	0.74	2.28
64. Retained Earnings Per Share (After extraordinary items) (-/+)	0.54	0.29	0.57	0.83	0.74	2.28
65. Dividend	0.54	0.29	0.57	0.83	0.74	2.28
66. Retained Earnings Per Share (After extraordinary items) (-/+)	0.54	0.29	0.57	0.83	0.74	2.28
67. Dividend	0.54	0.29	0.57	0.83	0.74	2.28
68. Retained Earnings Per Share (After extraordinary items) (-/+)	0.54	0.29	0.57	0.83	0.74	2.28
69. Dividend	0.54	0.29	0.57	0.83	0.74	2.28
70. Retained Earnings Per Share (After extraordinary items) (-/+)	0.54	0.29	0.57	0.83	0.74	2.28
71. Dividend	0.54	0.29	0.57	0.83	0.74	2.28
72. Retained Earnings Per Share (After extraordinary items) (-/+)	0.54	0.29	0.57	0.83	0.74	2.28
73. Dividend	0.54	0.29	0.57	0.83	0.74	2.28
74. Retained Earnings Per Share (After extraordinary items) (-/+)	0.54	0.29	0.57	0.83	0.74	2.28
75. Dividend	0.54	0.29	0.57	0.83	0.74	2.28
76. Retained Earnings Per Share (After extraordinary items) (-/+)	0.54	0.29	0.57	0.83	0.74	2.28
77. Dividend	0.54	0.29	0.57	0.83	0.74	2.28
78. Retained Earnings Per Share (After extraordinary items) (-/+)	0.54	0.29	0.57	0.83	0.74	2.28
79. Dividend	0.54	0.29	0.57	0.83	0.74	2.28
80. Retained Earnings Per Share (After extraordinary items) (-/+)	0.54	0.29	0.57	0.83	0.74	2.28
81. Dividend	0.54	0.29	0.57	0.83	0.74	2.28
82. Retained Earnings Per Share (After extraordinary items) (-/+)	0.54	0.29	0.57	0.83	0.74	2.28
83. Dividend	0.54	0.29	0.57	0.83	0.74	2.28
84. Retained Earnings Per Share (After extraordinary items) (-/+)	0.54	0.29	0.57	0.83	0.74	2.28
85. Dividend	0.54	0.29	0.57	0.83	0.74	2.28
86. Retained Earnings Per Share (After extraordinary items) (-/+)	0.54	0.29	0.57	0.83	0.74	2.28
87. Dividend	0.54	0.29	0.57	0.83	0.74	2.28
88. Retained Earnings Per Share (After extraordinary items) (-/+)	0.54	0.29	0.57	0.83	0.74	2.28
89. Dividend	0.54	0.29	0.57	0.83	0.74	2.28
90. Retained Earnings Per Share (After extraordinary items) (-/+)	0.54	0.29	0.57	0.83	0.74	2.28
91. Dividend	0.54	0.29	0.57	0.83	0.74	2.28
92. Retained Earnings Per Share (After extraordinary items) (-/+)	0.54	0.29	0.57	0.83	0.74	2.28
93. Dividend	0.54	0.29	0.57	0.83	0.74	2.28
94. Retained Earnings Per Share (After extraordinary items) (-/+)	0.54	0.29	0.57	0.83	0.74	2.28
95. Dividend	0.54	0.29	0.57	0.83	0.74	2.28
96. Retained Earnings Per Share (After extraordinary items) (-/+)	0.54	0.29	0.57	0.83	0.74	2.28
97. Dividend	0.54	0.29	0.57	0.83	0.74	2.28
98. Retained Earnings Per Share (After extraordinary items) (-/+)	0.54	0.29	0.57	0.83	0.74	2.28
99. Dividend	0.54	0.29	0.57	0.83	0.74	2.28
100. Retained Earnings Per Share (After extraordinary items) (-/+)	0.54	0.29	0.57	0.83	0.74	2.28
101. Dividend	0.54	0.29	0.57	0.83	0.74	2.28
102. Retained Earnings Per Share (After extraordinary items) (-/+)	0.54	0.29	0.57	0.83	0.74	2.28
103. Dividend	0.54	0.29	0.57	0.83	0.74	2.28
104. Retained Earnings Per Share (After extraordinary items) (-/+)	0.54	0.29	0.57	0.83	0.74	2.28
105. Dividend	0.54	0.29	0.57	0.83	0.74	2.28
106. Retained Earnings Per Share (After extraordinary items) (-/+)	0.54	0.29	0.57	0.83	0.74	2.28
107. Dividend	0.54	0.29	0.57	0.83	0.74	2.28
108. Retained Earnings Per Share (After extraordinary items) (-/+)	0.54	0.29	0.57	0.83	0.74	2.28
109. Dividend	0.54	0.29	0.57	0.83	0.74	2.28
110. Retained Earnings Per Share (After extraordinary items) (-/+)	0.54	0.29	0.			